


**PANDUAN KONFIGURASI**

Bil.	Medium Akses	Perkara Perlu Dilakukan
1.	Microsoft Outlook	a) Pengguna akan diminta untuk <i>login</i> ke e-mel. Sila masukkan <i>id</i> dan <i>password</i> e-mel masing-masing.
2.	Outlook Web Access (OWA)	a) Sila akses ke pautan <a href="https://portal.office.com">https://portal.office.com</a>
3.	Smart Phone (IOS dan Android)	a) Cara 1 ( <i>automatically setting</i> ) : <i>Remove Account</i> lama dan <i>Add Account</i> baru. b) Cara 2 ( <i>manually setting</i> ) : Sila rujuk pada bahagian <b>C) Smart Phone</b> bagi rujukan manual konfigurasi.


**A) Microsoft Outlook**

Windows Security

Microsoft Outlook  
Connecting to

 <username>@selangor.gov.my

Remember my credentials

 Use another account

OK Cancel

## B) Outlook Web Access (Owa) – <https://portal.office.com>

We have a new sign-in experience!  
[Try it now](#)



Work or school account

<username>@selangor.gov.my

••••••••

Keep me signed in

Sign in

[Can't access your account?](#)

© 2017 Microsoft

[Terms of use](#) [Privacy & cookies](#)



## C) Smart Phone

### Manual Setting For Android Phone

MY CELCOM 0K/s 66% 9:14 am

← Account setup

Email address

<username>@selangor.gov.my


Domain

<username>@selangor.gov.my

Username

<username>@selangor.gov.my

Password

..... 


Server

outlook.office365.com

Port

443

PREVIOUS NEXT



Manual Setting For IOS Phone

Signal strength icon, Digi carrier, Wi-Fi icon, 11:49 AM, Location icon, Headphones icon, 67% battery, Battery icon, Lightning bolt icon

Cancel Exchange Save

---

Email <username>@selangor.gov.my

---

Server outlook.office365.com

---

Domain <username>@selangor.gov.my

---

Username <username>@selangor.gov.my

---

Password ●●●●●●●●

---

Description Exchange

---